



2008

IN REVIEW



INVESTMENTS



- Highest investments achieved in Penang history
 - RM 9.467 billion (Jan – Oct)
- Highest domestic investments achieved in Penang history
 - RM 4.894 million (Jan – Oct)

MIDA Approved Manufacturing Projects in Penang, 2006, 2007 & 2008 (Jan-Oct)



Details	2006	2007	2008 (Jan-Oct)
Total No. of Projects :	156	134 (-14.10)	119 (-11.19)
Total Investment (RM Million) :	5,350	4,768 (-10.87)	9,467 (98.55)
Potential Employment :	13,539	8,833 (-34.75)	17,967 (103.40)

Breakdown by Equity:

	Projects	Investment (RM Million)	Projects	Investment (RM Million)	Projects	Investment (RM Million)
FDI :	88 (56%)	3,918 (73%)	57 (43%)	1,625 (34%)	67 (56%)	4,573 (48%)
Domestic :	68 (44%)	1,432 (27%)	77 (57%)	3,143 (66%)	52 (44%)	4,894 (52%)
Total :	156 (100%)	5,350 (100%)	134 (100%)	4,768 (100%)	119 (100%)	9,467 (100%)

Breakdown by Status:

	Projects	Investment (RM Million)	Projects	Investment (RM Million)	Projects	Investment (RM Million)
New :	84 (54%)	2,111 (39%)	84 (63%)	3,622 (76%)	64 (54%)	2,415 (26%)
Expansion/Diversification :	72 (46%)	3,239 (61%)	50 (37%)	1,146 (24%)	55 (46%)	7,052 (74%)
Total :	156 (100%)	5,350 (100%)	134 (100%)	4,768 (100%)	119 (100%)	9,467 (100%)

MIDA APPROVED PROJECTS BY STATE, 2008 (Jan-Oct)



STATE	2008 (Jan-Oct)							
	Projects (Rank)		Capital Investments in RM Million (Rank)					
			Domestic		Foreign		Total	
Sarawak	29	7	829	6	12,562	1	13,390	1
Johor	126	2	1,983	3	9,099	2	11,082	2
Pulau Pinang	119	3	4,894	1	4,573	4	9,467	3
Selangor	231	1	2,181	2	5,557	3	7,738	4
Melaka	28	8	123	12	3,443	5	3,567	5
Perak	39	4	622	9	2,414	6	3,036	6
Kedah	37	5	239	11	2,256	7	2,495	7
Perlis	2	14	949	5	328	9	1,277	8
Pahang	19	9	1,111	4	64	13	1,175	9
Negeri Sembilan	19	10	783	7	256	11	1,039	10
Terengganu	8	12	634	8	355	8	990	11
Sabah	31	6	579	10	273	10	852	12
Kuala Lumpur	11	11	94	13	23	14	117	13
Kelantan	3	13	18	14	66	12	84	14
Labuan	1	15	10	15	0.445	15	10	15
TOTAL	703		15,049		41,270		56,320	

INVESTMENT DETAILS



PENANG RANKING :

- # 3 in terms of number of projects
- #1 in terms of Domestic investments
- #4 in terms of FDI (after Sarawak, Johor and Selangor)
- #3 in terms of total investments (after Sarawak and Johor)


MAJOR PROJECTS APPROVED IN PENANG INCLUDED:

* INFORMATION FROM JAN-AUG ONLY

- Ann Joo Integrated Steel Sdn Bhd (hot rolled plates and hot rolled narrow strips) - RM2,960 Million
- Naza Automotive (Manufacturing & assembling of KIA & NAZA automobiles) - RM1,138 Million
- Honeywell Aerospace Avionics M'sia (Manufacture of avionics components such as flight control displays) – RM280 Million
- Daxon Technology Sdn. Bhd. (Blank optical storage discs.) – RM182 Million
- Molex (Malaysia) Sdn. Bhd. (Connectors & parts thereof.) – RM157 Million
- Air Products Malaysia Sdn. Bhd. (Oxygen, nitrogen & argon) – RM106 Million
- SRM Intergration (M) Sdn. Bhd. (Machinery for semi- conductor industry ie. integrated test handler & part) – RM100 Million

Top 10 Breakdown by

Industry, 2008 (Jan-Oct)



Ranking	Industry	Total Investments (RM Million)
1	Basic Metal Products	3,292
2	Electronics & Electrical Products	2,982
3	Transport Equipment	1,425
4	Food Manufacturing	547
5	Scientific & Measuring Equipment	365
6	Machinery Manufacturing	266
7	Textile Products	232
8	Chemical Products	118
9	Petroleum Products	47
10	Rubber Products	41


Top 10 Breakdown by

Country, 2008 (Jan-Oct)




Ranking	Country	Total Investments (RM Million)
1	Japan	1,528
2	Germany	1,104
3	USA	710
4	Singapore	634
5	Taiwan	254
6	Luxembourg	214
7	Korea	61
8	Netherlands	42
9	France	4
10	Denmark	3

External Challenges



External Challenges



- Global financial situation
 - All around the world, businesses are taking a long, hard look at their future plans, particularly any ambitious schemes to expand or restructure
 - Stock markets are in turmoil, banks in crisis and credit increasingly tight.
 - Factory of the world badly hit
 - Manufacturing and supporting industries expected to experience slowdown – severity to be ascertained
 - Looming threat of retrenchment